

KHOA THƯƠNG MẠI VÀ DU LỊCH

Thi cuối kì môn HeQTCSDL

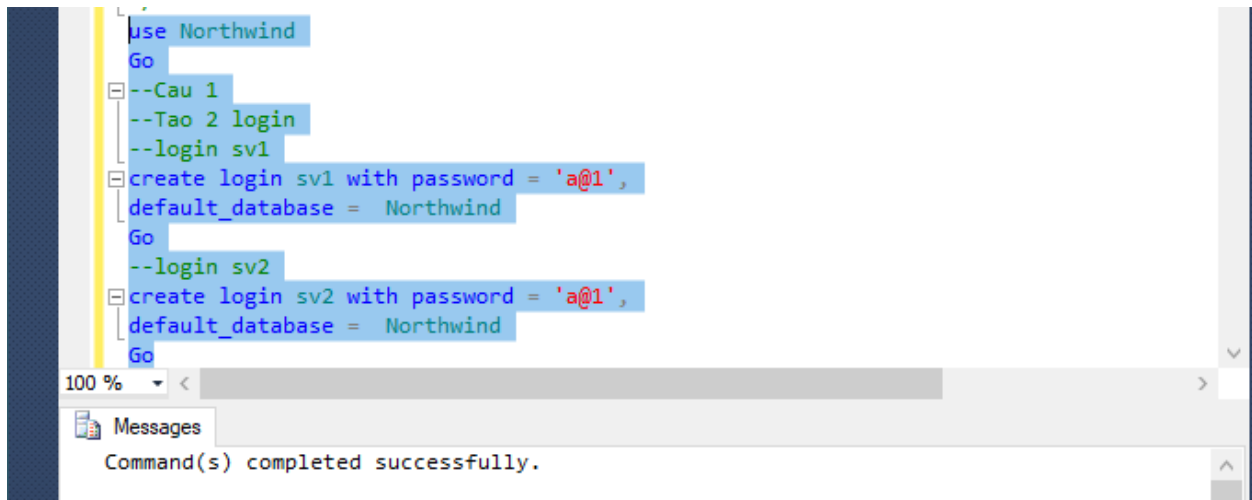
Đề 01 – Năm 2024

Hồ Phúc Lâm - MSSV

Bài làm

Câu 1:

1a. Tạo 2 login xác thực theo phương pháp SQL server Authentication
<Login_SV_1> và <Login_SV_2> CSDL mặc định là Northwind



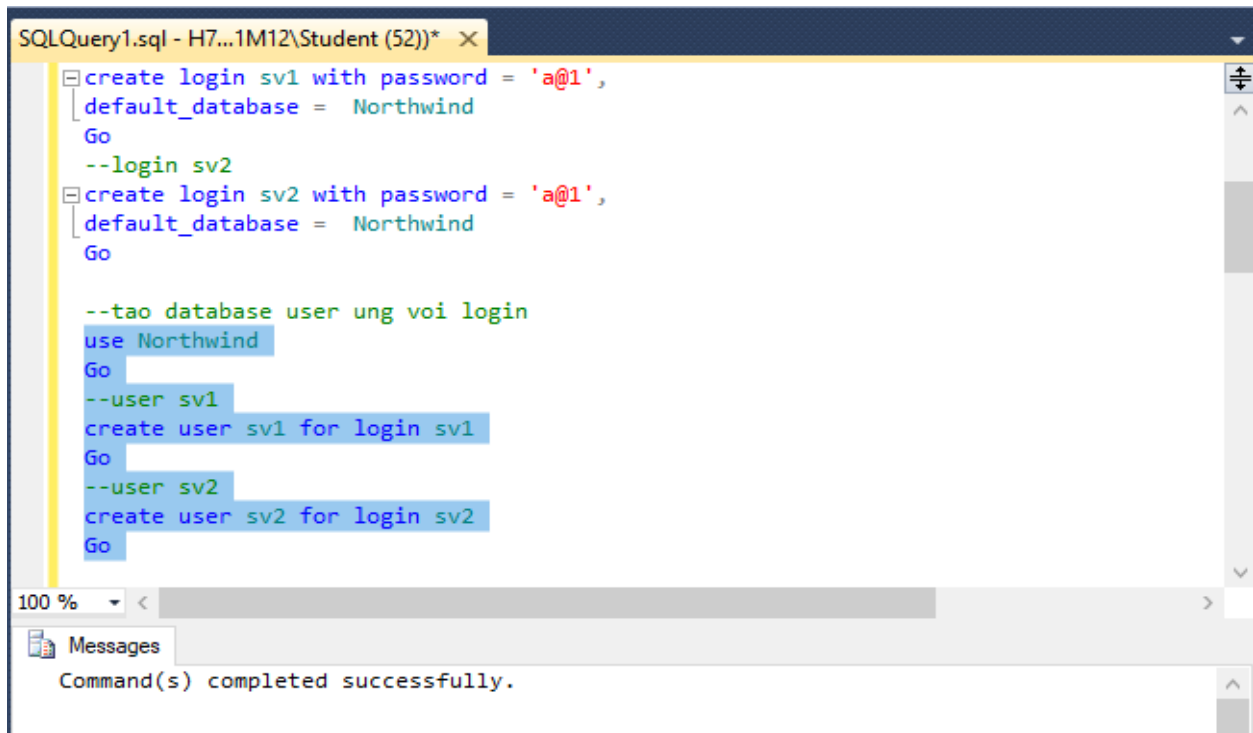
```
Use Northwind
Go
--Cau 1
--Tao 2 login
--login sv1
create login sv1 with password = 'a@1',
default_database = Northwind
Go
--login sv2
create login sv2 with password = 'a@1',
default_database = Northwind
Go
```

100 % < >

Messages

Command(s) completed successfully.

1b. Tạo database user tương ứng gồm sv1 và sv2

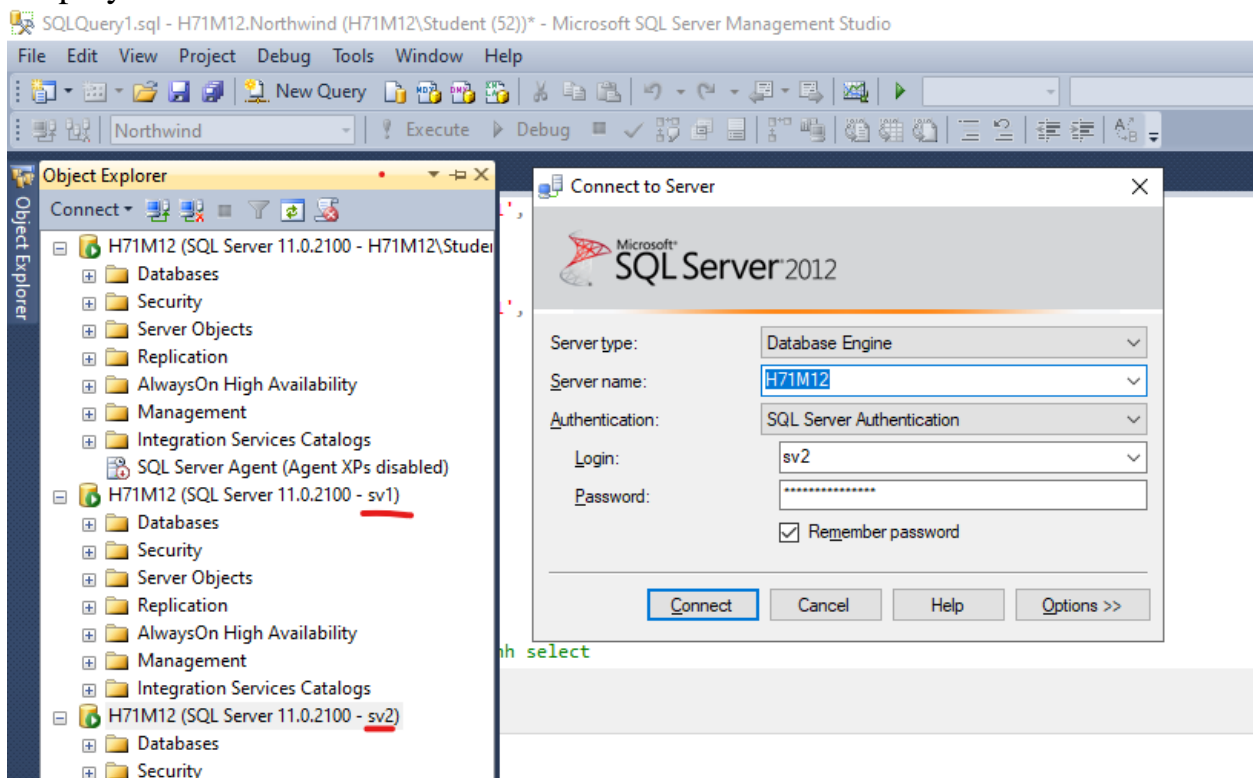


```
SQLQuery1.sql - H7...1M12\Student (52))* X
--create login sv1 with password = 'a@1',
--default_database = Northwind
Go
--login sv2
--create login sv2 with password = 'a@1',
--default_database = Northwind
Go

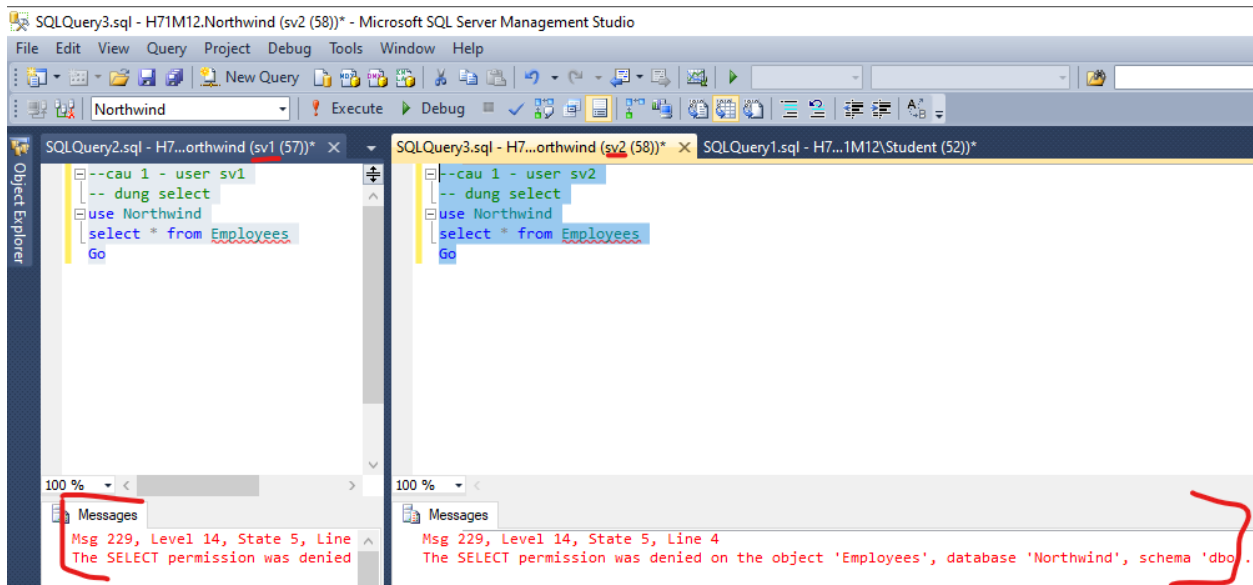
--tao database user ung voi login
use Northwind
Go
--user sv1
create user sv1 for login sv1
Go
--user sv2
create user sv2 for login sv2
Go

100 %
Messages
Command(s) completed successfully.
```

1c. Kết nối từ 2 login và đăng nhập user tương ứng và kiểm tra lệnh select bảng Employees



-- chạy lệnh select



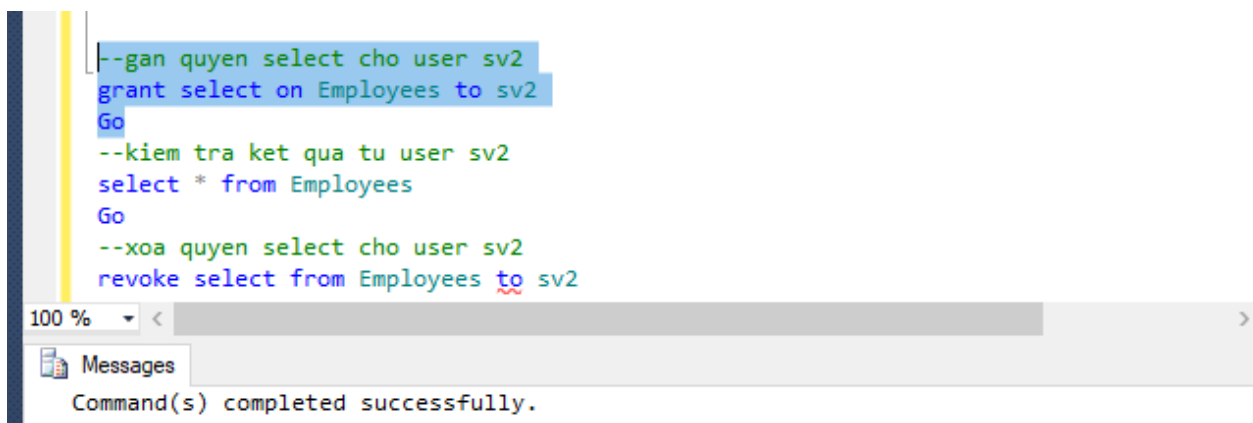
--Giải thích: Vì là 2 login và user này mới tạo và chưa gán quyền gì hết. đang ở trạng thái Public. Cho nên không truy vấn select các bản ở CSDL (ở đây là Northwind), vì thế ta phải gán quyền cho 2 user này.

--ket qua của select la bao loi

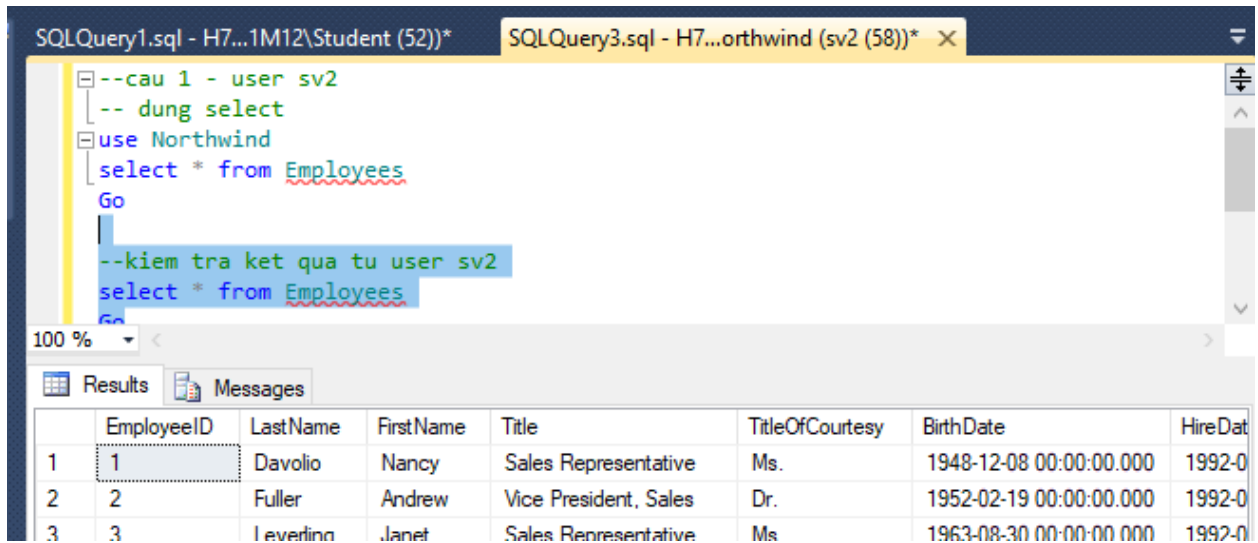
-- do 2 user nay vua moi tao chuaphan quyen hay cap quyen

-- van con dang public nen khong xem duoc bang trong CSDL Northwind

1d. Gán quyền select



--xem lại ở user 2



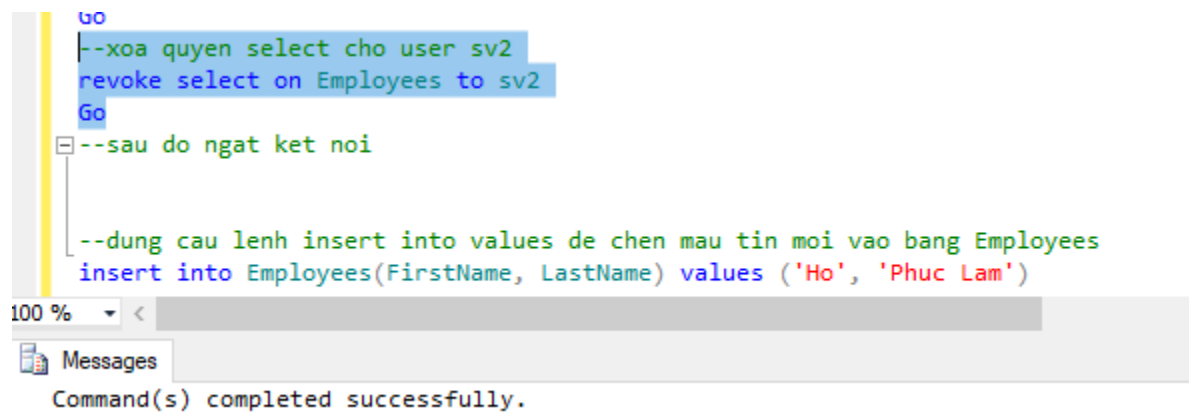
The screenshot shows a SQL Server Enterprise Manager interface. The top pane displays a query window with the following SQL code:

```
--cau 1 - user sv2
-- dung select
use Northwind
select * from Employees
Go
--kiem tra ket qua tu user sv2
select * from Employees
Go
```

The bottom pane shows the 'Results' tab with a table of data from the 'Employees' table:

	EmployeeID	LastName	FirstName	Title	TitleOfCourtesy	BirthDate	HireDate
1	1	Davolio	Nancy	Sales Representative	Ms.	1948-12-08 00:00:00.000	1992-08-07 00:00:00.000
2	2	Fuller	Andrew	Vice President, Sales	Dr.	1952-02-19 00:00:00.000	1992-08-07 00:00:00.000
3	3	Levelling	Janet	Sales Representative	Ms.	1963-08-30 00:00:00.000	1992-08-07 00:00:00.000

--xoa quyền select của user 2



The screenshot shows a SQL Server Enterprise Manager interface. The top pane displays a query window with the following SQL code:

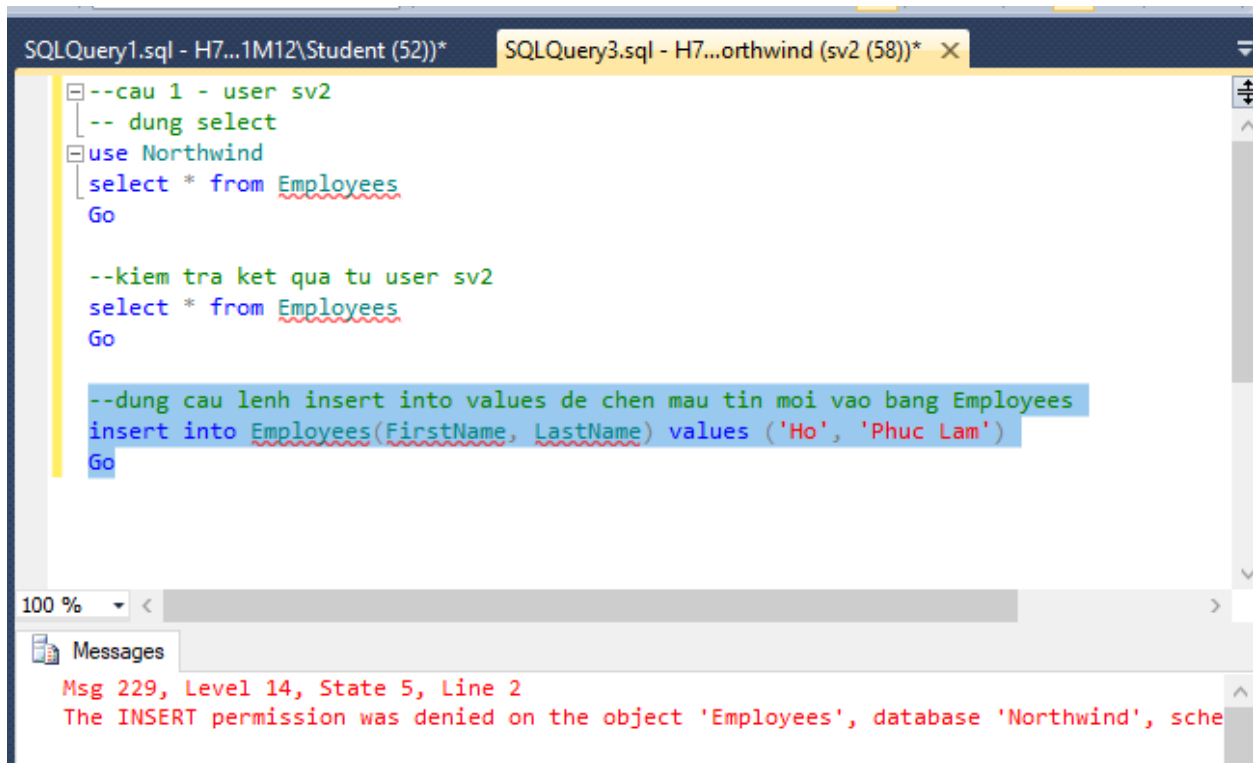
```
Go
--xoa quyen select cho user sv2
revoke select on Employees to sv2
Go
--sau do ngat ket noi

--dung cau lenh insert into values de chen mau tin moi vao bang Employees
insert into Employees(FirstName, LastName) values ('Ho', 'Phuc Lam')
```

The bottom pane shows the 'Messages' tab with the following message:

Command(s) completed successfully.

-- thử lệnh chèn insert ở user sv2



The screenshot shows a SQL Server Enterprise Manager interface. The top pane displays a query window with the following SQL code:

```
--cau 1 - user sv2
-- dung select
use Northwind
select * from Employees
Go

--kiem tra ket qua tu user sv2
select * from Employees
Go

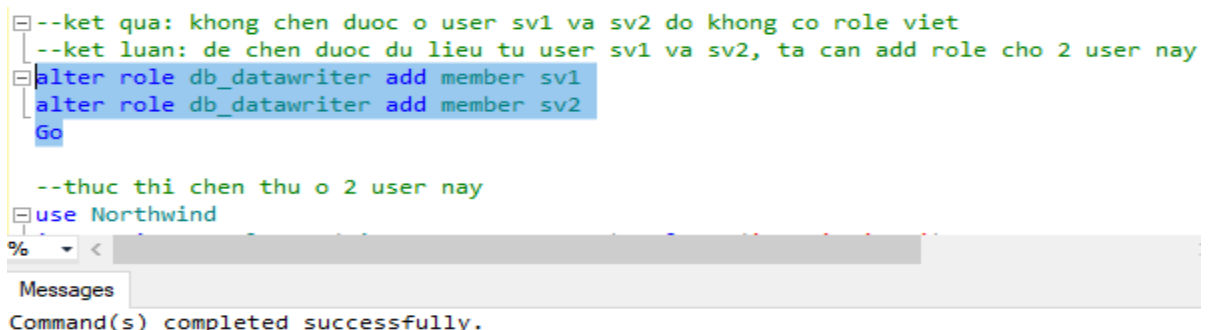
--dung cau lenh insert into values de chen mau tin moi vao bang Employees
insert into Employees(FirstName, LastName) values ('Ho', 'Phuc Lam')
Go
```

The bottom pane shows the Messages window with the following error message:

```
Msg 229, Level 14, State 5, Line 2
The INSERT permission was denied on the object 'Employees', database 'Northwind', sche
```

■ Kết quả báo lỗi:

- --ket qua: khong chen duoc o user sv1 va sv2 do khong co role viet v
- --ket luan: de chen duoc du lieu tu user sv1 va sv2, ta can add role cho 2 user nay
- --ta cần thực hiện thêm quyền role db_datawriter cho hai user sv1 và user sv2
- -- cho phép user thêm, sửa, xóa, update cho các dữ liệu



The screenshot shows a SQL Server Enterprise Manager interface. The top pane displays a query window with the following SQL code:

```
--ket qua: khong chen duoc o user sv1 va sv2 do khong co role viet
--ket luan: de chen duoc du lieu tu user sv1 va sv2, ta can add role cho 2 user nay
alter role db_datawriter add member sv1
alter role db_datawriter add member sv2
Go

--thuc thi chen thu o 2 user nay
use Northwind
```

The bottom pane shows the Messages window with the following message:

```
Command(s) completed successfully.
```

--chen ơ sv2 làm ví dụ

```
--thuc thi chen thu o 2 user nay
use Northwind
insert into Employees(FirstName, LastName) values ('user', 'sv2')
Go
```

100 % < >

Messages

(1 row(s) affected)

Câu 2: Viết trigger

```
--câu 2: viết trigger
create trigger tr_2_OrderDetails
on [dbo].[Order Details]
after insert, update, delete
as
begin
    update od
    set od.Discount = case
        when od.Quantity <= 10 then 0.03
        when od.Quantity between 11 and 15 then 0.05
        when od.Quantity > 15 then 0.10
        else 0
    end
    from [Order Details] od, inserted i
    where i.OrderID = od.OrderID
end
Go
```

100 % < >

Messages

Command(s) completed successfully.

--xem lại và kiểm tra

```
--kiểm tra trigger
```

```
-- xem lại các bảng
```

```
select * from [Order Details] where OrderID = '10248'
```

```
Go
```

```
--chèn thử
```

```
insert into [Order Details](OrderID, ProductID, UnitPrice, Quantity)
```

```
values ('10248', '10', '20.5', '35')
```

```
Go
```

```
--xem kết quả
```

```
-- xem lại các bảng
```

```
select * from [Order Details] where OrderID = '10248' and ProductID = '10'
```

```
Go
```

100 %

Results

Messages

	OrderID	ProductID	UnitPrice	Quantity	Discount
1	10248	11	14.00	12	0
2	10248	42	9.80	10	0
3	10248	72	34.80	5	0

	OrderID	ProductID	UnitPrice	Quantity	Discount
1	10248	10	20.50	35	<u>0.1</u>

KQ

Câu 3 thực hiện back up

```
--câu 3:
--Thực hiện back up
--full back up
backup database Northwind
to disk = 'T:\ThiHeQTCSDL\Northwind_FULL.bak'
with description = 'Sao lưu full backup Northwind'
Go
--difference backup
backup database Northwind
to disk = 'T:\ThiHeQTCSDL\Northwind_DIFF.bak'
with differential,
description = 'Sao lưu Defference backup Northwind'
Go

--Tạo 1 transaction tăng giá 3% cho các sản phẩm có số lượng sản phẩm mua <5 trong
--bảng Order Details
```

100 %

Messages

Processed 512 pages for database 'Northwind', file 'Northwind' on file 1.
Processed 5 pages for database 'Northwind', file 'Northwind_log' on file 1.
BACKUP DATABASE successfully processed 517 pages in 0.853 seconds (4.735 MB/sec).
Processed 80 pages for database 'Northwind', file 'Northwind' on file 1.
Processed 2 pages for database 'Northwind', file 'Northwind_log' on file 1.
BACKUP DATABASE WITH DIFFERENTIAL successfully processed 82 pages in 0.187 seconds (3.

-- Tạo transaction giảm giá 10%

```
--Tạo 1 transaction giảm giá 10 % là 0.9
begin tran
update od
set od.UnitPrice = od.UnitPrice*0.9
from [Order Details] od
where od.Quantity > 15
commit
Go
--Xem lại bảng
select * from [Order Details] where Quantity > 15
Go

--Xóa CSDL Nothwind
use master
```

00 %

Results

	OrderID	ProductID	UnitPrice	Quantity	Discount
1	10248	10	18.45	35	0.1
2	10249	51	38.16	40	0.1
3	10250	51	38.16	35	0.1
4	10251	65	15.12	20	0.1

--dùng ở master xóa csdl Northwind'

```
Go
--Xóa CSDL Nothwind
use master
Go
drop database Northwind
Go
```

100 % < >

Messages

Command(s) completed successfully.

--Thực hiện khôi phục

--restore full

```
--Thực hiện restore lại CSDL.
--full
restore database Northwind
    from disk = 'T:\ThiHeQTCSDL\Northwind_FULL.bak'
    with norecovery
Go
--difference
restore database Northwind
    from disk = 'T:\ThiHeQTCSDL\Northwind_DIFF.bak'
    with norecovery
GO
--ket thuc qua trinh
restore database Northwind
```

100 % < >

Messages

Processed 512 pages for database 'Northwind', file 'Northwind' on file 1.
Processed 5 pages for database 'Northwind', file 'Northwind_log' on file 1.
RESTORE DATABASE successfully processed 517 pages in 0.218 seconds (18.527 MB/sec).

--restore difference

```
--difference
restore database Northwind
    from disk = 'T:\ThiHeQTCSDL\Northwind_DIFF.bak'
    with norecovery
Go
--ket thuc qua trinh
restore database Northwind
```

100 %

Messages

Processed 80 pages for database 'Northwind', file 'Northwind' on file 1.
Processed 2 pages for database 'Northwind', file 'Northwind_log' on file 1.
RESTORE DATABASE successfully processed 82 pages in 0.137 seconds (4.676 MB/sec).

--Kết thúc quá trình khôi phục

```
--ket thuc qua trinh
restore database Northwind
with recovery
Go
--kiem tra lai
use Northwind
```

00 %

Messages

RESTORE DATABASE successfully processed 0 pages in 0.312 seconds (0.000 MB/sec).

--kiểm tra lại CSDL Northwind

```
--kiem tra lai
use Northwind
Go
select * from [Order Details] where Quantity > 15
Go
```

100 %

Results

	OrderID	ProductID	UnitPrice	Quantity	Discount
1	10248	10	20.50	35	0.1
2	10249	51	42.40	40	0
3	10250	51	42.40	35	0.15
4	10251	65	16.80	20	0
5	10252	20	64.80	40	0.05
6	10252	33	2.00	25	0.05

Messages

./.